

RELAX

GENTLE FIT BACK



Rear Back Angle



Inner Foam and Incontinent Cover

The **Relax Gentle Fit** by Power Plus Mobility is designed to meet a variety of positioning needs. This is an aluminum light weight formed back with hardware that allows for multiple adjustments. The Relax Gentle Fit with mild laterals is suited for users needing moderate mid-line support. Provides 10" of lower Thoracic support.

Quick Reference Guide

RELAX SERIES - GENTLE FIT BACK

REGULAR SIZES ADP: **SEBWM0020**

Width = 14" to 18", 20"

Part Number: Refer below

Height = 18"

CUSTOM SIZES ADP: **SEBWM0025**

Width = 13" or < and 19", 21" or >

Part Number: Refer below

Height = are 17" or <, 19" or >

"<" means less and ">" means more


PART NUMBERS

Part Number: SUB(W X H)

Fill in width (W) and height (H) to get part number.


E.g. For a W = 15" and H = 17" Back; Part number would be SUB1517

RELAX



GENTLE SHELL LATERAL DIMENSIONS


X = Standard shell height 18"
 Y = Lateral depth 3" finished
 Z = Lateral height 10"



BACK PIN POSITIONS ADJUSTABLE HOLES

Ability to reposition pin hardware back by 1" on the shell. Optional 1" longer pins to mount a smaller back on a wider chair

OVERLAYS



ADP: SEBND0015 SEBND0015 SEBND0020

* Up-charge items

KEY FEATURES

- Provides moderate midline support
- Comfortable High Resilience Foam
- 3 lbs. Aluminum, Light Weight Shell
- Pre Punched holes to mount headrest and laterals
- Adjustable/Removable Lumbar Support
- Easy to Install and Remove
- Height Adjustable
- Suited for freedom support



UNIVERSAL HARDWARE

Accommodates Pelvic rotation and will allow for full back support with 25° of posterior and 20° of anterior adjustability.

SPECIFICATIONS	RELAX SERIES - GENTLE FIT BACK
ADP	SEBWM0020 , CUSTOM SEBWM0025
WIDTH RANGE	Unlimited
HEIGHT	Unlimited
AVAILABLE HARDWARE STYLES	One style which is universal to all our backs
ANGLE ADJUSTABLE	25° anterior adjustability, 20° of posterior adjustability
WIDTH ADJUSTABLE	2" of adjustability through the pins on the back
FITS TUBING SIZE	7/8" tubing or 1"
HEADREST MOUNT	Backs pre-drilled for headrest supports and lateral supports

GENTLE FIT BACK

RELAX

BACKS